

Intrepid Control Systems, Inc.

Combine selected .vsb files

Document Number: AN-ICSI-1003

Rev 1.0 06/2014

Contents

1. Introduction:	3
2. Combine selected .vsb files	3
2.1 Procedure:.....	3
3. Contact Us:	5

1. Introduction:

The .vsb files are Vehicle Spy Binary files. They are collections of the traffic on the bus. These .vsb files can be combined into a single .vsb file.

This application note explains how to combine multiple .vsb files into a single .vsb file

2. Combine selected .vsb files

2.1 Procedure:

1. (Launch VehicleSpy3.
2. Select the options **Tools** → **Utilities** → **Extract/Export**
3. Select **Change Output Directory** → select the directory having all vsb files which need to be combined in single .vsb file(Fig.1 ①)
4. All the .vsb files will be listed under 'Raw data files' (VSPY Binary).
5. Check/Select all the .vsb files which need to be combined. (Fig.1 ②)
6. Press **Ctrl + Shift + b**

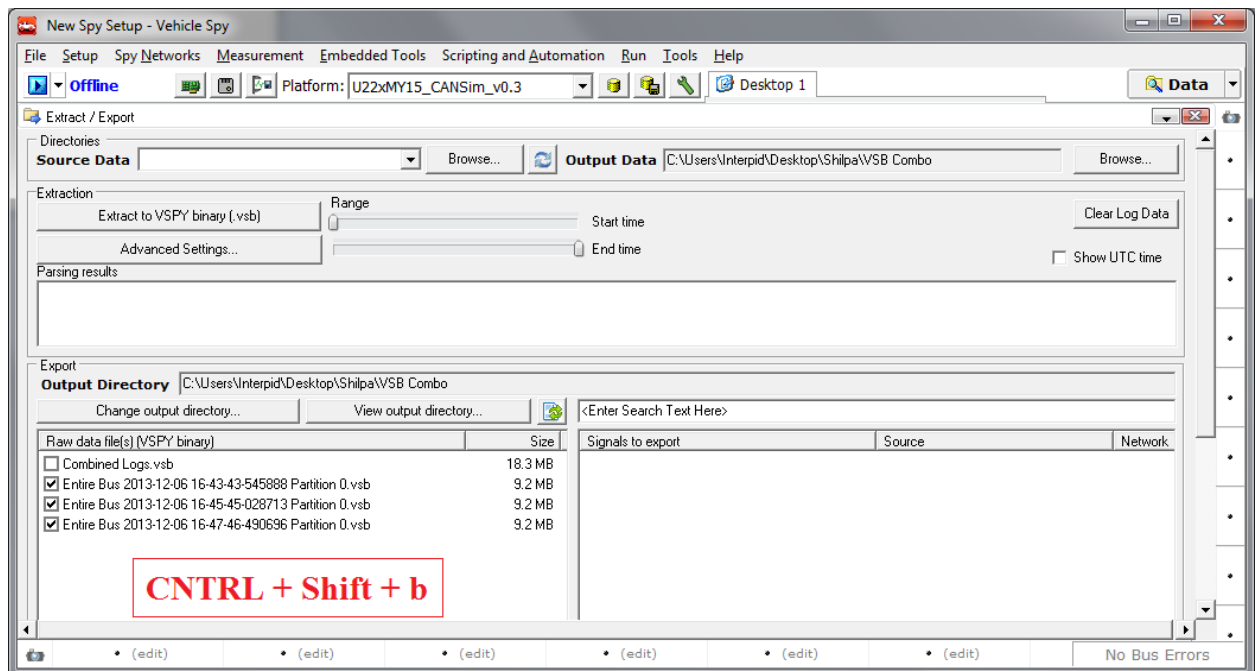


Figure 1: Extractor utility in VSPy

This will combine all the selected vsb files in to single vsb file with the name 'Combined Logs.vsb' in the output directory. (Fig.2)

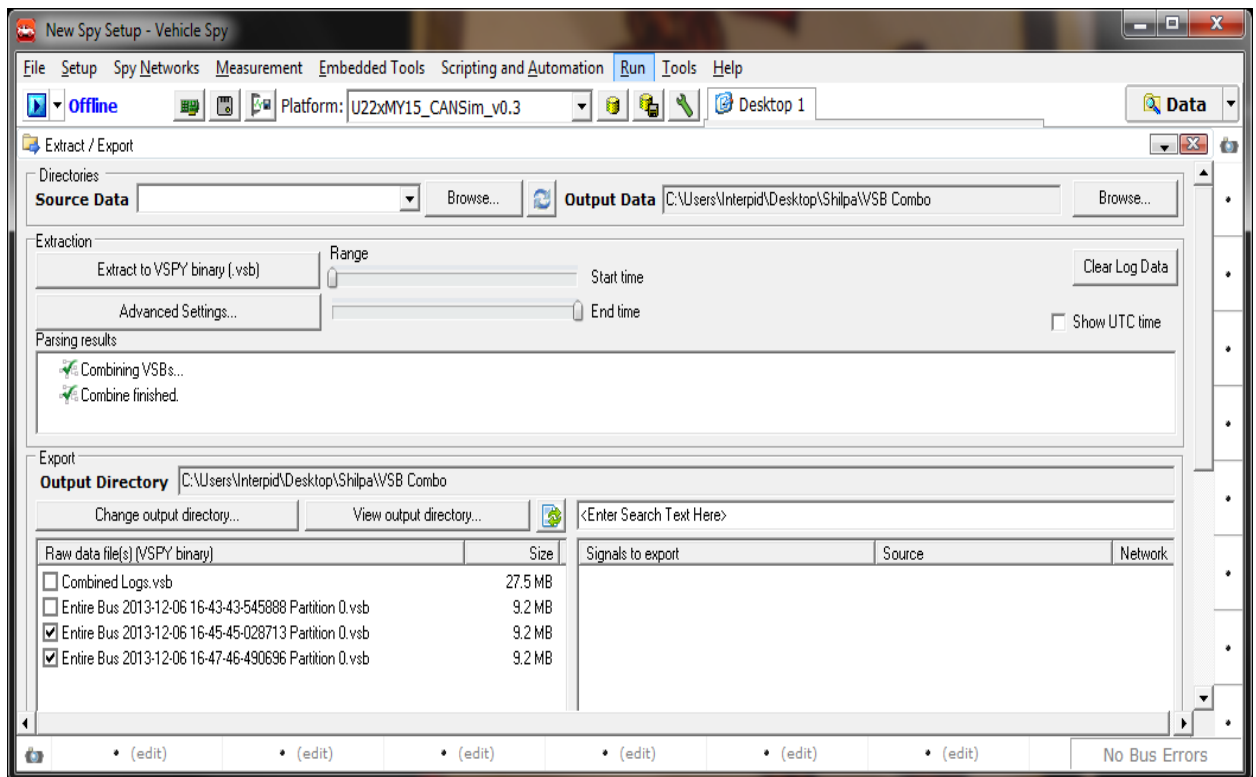



Figure 2: Combine finished.

3. Contact Us:



Intrepid Control Systems, Inc.

Email: icsindia@intrepidcs.com

Website: www.intrepidcs.com